
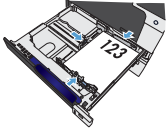
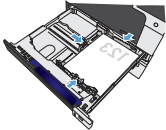
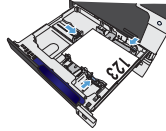
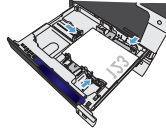


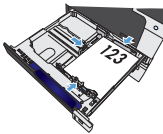


HP LaserJet Enterprise M750 Series Printer



Paper orientation for loading Tray 2, Tray 3, or optional Trays 4, 5, and 6

Paper type	Image orientation	Duplex mode	How to load paper
Preprinted or letterhead	Portrait	1-sided printing	Face up Top edge at the back of the tray 
		Automatic 2-sided printing	Face down Top edge at the back of the tray 
	Landscape	1-sided printing	Face up Top edge toward the right side of the tray 
		Automatic 2-sided printing	Face down Top edge toward the right side of the tray 

Paper type	Image orientation	Duplex mode	How to load paper
Prepunched	Portrait	1-sided printing	Face up Holes toward the left side of the tray 
		Automatic 2-sided printing	Face down Holes toward the right side of the tray 