
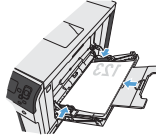
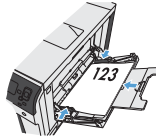
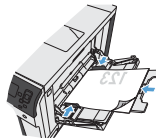



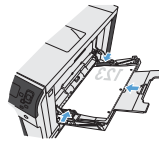


HP LaserJet Enterprise M750 Series Printer



Paper orientation for loading Tray 1

Paper type	Image orientation	Duplex mode	How to load paper
Preprinted or letterhead	Portrait	1-sided printing	Face down Top edge toward the back of the product 
		Automatic 2-sided printing	Face up Top edge toward the back of the product 
	Landscape	1-sided printing	Face down Top edge toward the back of the product 
		Automatic 2-sided printing	Face up Top edge toward the back of the product 

Paper type	Image orientation	Duplex mode	How to load paper
Prepunched	Portrait or landscape	1- or 2-sided printing	<p>Face down</p> <p>Holes toward the right side of the tray</p> 
Envelopes	Short edge of the envelope feeding into the product	1-sided printing	<p>Face down</p> <p>Top edge toward the back of the product</p> 