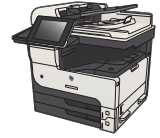


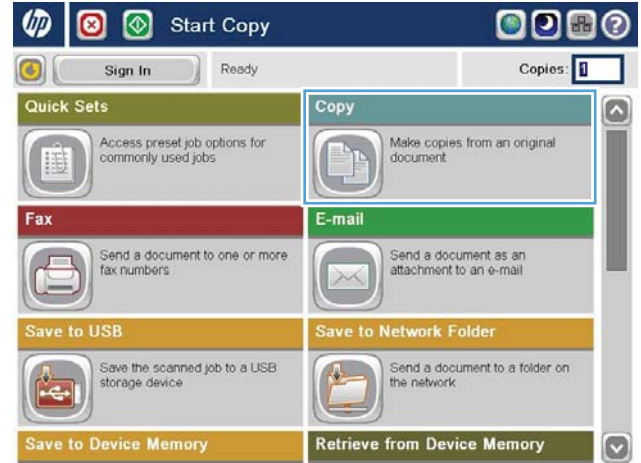


HP LaserJet Enterprise MFP M725



Collate a copy job

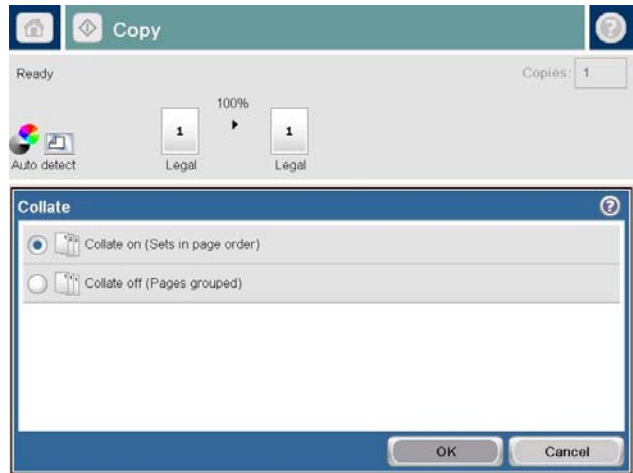
1. From the Home screen on the product control panel, touch the **Copy** button.



2. Touch the **Collate** button.



3. Touch the **Collate on (Sets in page order)** option. Touch the **OK** button.



4. Touch the **Start** button.

