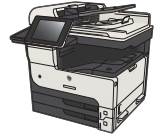


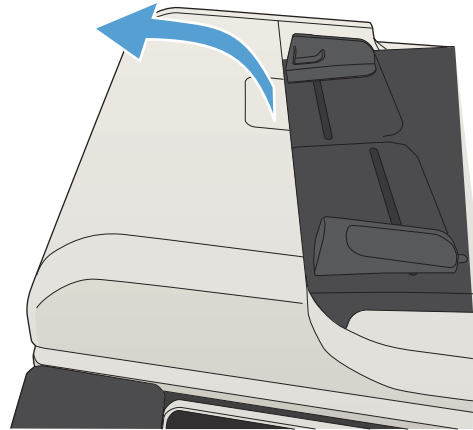


HP LaserJet Enterprise MFP M725

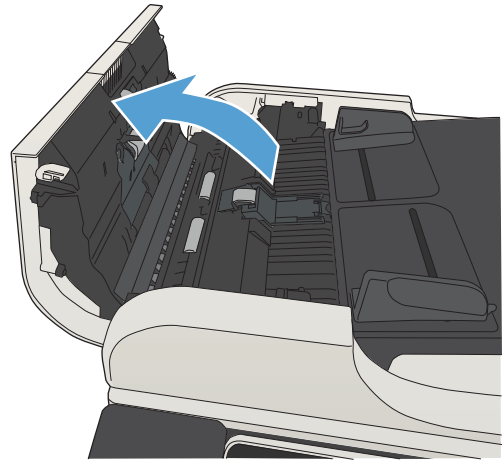


Clean the pickup rollers and separation pad in the document feeder

1. Lift the document-feeder latch.

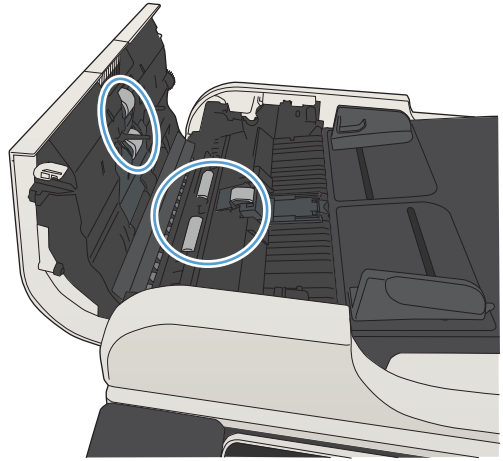


2. Open the document-feeder cover.



3. Remove any visible lint or dust from each of the feed rollers and the separation pad using compressed air or a clean lint-free cloth moistened with warm water.

NOTE: Lift up the roller assembly so you can clean the second roller.



4. Close the document-feeder cover.

