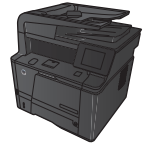


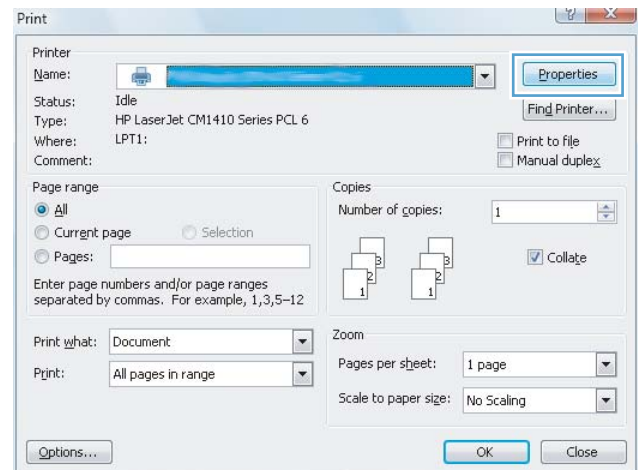


LASERJET PRO 400 MFP M425 SERIES

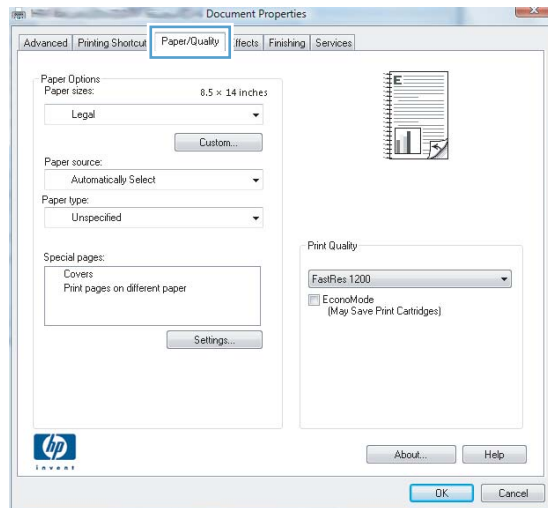


Print the first or last page on different paper (Windows)

1. From the software program, select the **Print** option.
2. Select the product, and then click the **Properties** or **Preferences** button.



3. Click the **Paper/Quality** tab.



4. Click the **Print pages on different paper** item, and then click the **Settings** button to select the necessary settings for the front cover, other pages, and back cover.

