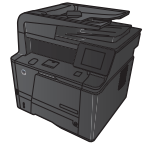





LASERJET PRO 400 MFP M425 SERIES




Check toner cartridge status

Print the supplies status page

Information pages reside within the product memory. These pages help diagnose and solve problems with the product.

 **NOTE:** If the product language was not correctly set during installation, you can set the language manually so the information pages print in one of the supported languages. Change the language by using the [System Setup](#) menu on the control panel or the embedded Web server.

1. From the Home screen on the product control panel, touch the Setup  button.
2. Touch the [Reports](#) button.
3. Touch the [Supplies Status](#) button to print the report.

Check the supplies status

Check the supplies status page for the following information:

- Estimated percentage of cartridge life remaining
- Approximate pages remaining
- Part numbers for HP toner cartridges
- Number of pages printed